

DIY DATA + ACTION litter clean-up

how-to
GUIDE
3
steps

CAFETERIA
CULTURE
Youth for a climate smart,
zero waste future!

Thank you for collecting
litter and **litter data!**

COMMUNITY SCIENCE for everyone from ages of 8 to 98!

Our collective local data and photos will be used to inform zero waste, plastic free policy for lasting change. Together, we can protect our communities, health. and the environment for generations to come.

---> [Read our Safety Guide](#)

cafeteriaculture.org/safety-guide-litter-data-collection.html

SUPPLIES

Safety

- face masks
- work gloves
- hand sanitizer
- first aid kit (optional)

Cleanup / Data

- pencil
 - clipboard w/ [*data sheet](#)
 - camera /or phone
 - cardboard boxes for trash + recyclables
- Optional**
- tongs/grabber
 - tape measure
 - chalk

1


PREP for Cleanup / Data Collection



- Scout the location.** Choose an area with a regular litter problem. — Find out if and when anyone cleans this area. *This is an opportunity to build community relationships!*
- Plan for After Cleanup.** Check your local government website to see what you can recycle. Plan to properly dispose of all litter.
- Make sure the area is safe** for you and your group to clean up.
- Organize all supplies** (see right column)



How to tally
|||| = 7




CLEAN UP & COLLECT DATA

2

- Location Details:** Mark off the area you will clean; measure (or estimate) the **length and width** of the area and write dimensions on the data sheet. If possible, add **GPS Coordinates too**, *Longitude & Latitude*. (**To find **GPS Coordinates on a phone**, go to default Maps app, tap location arrow, tap blue dot, swipe up.)
- Take BEFORE photos** of litter, location, and public trash bins.
- Collect the Litter & Data.** **Option 1:** Tally as you collect (works best with 2+ people); **Option 2:** Collect all the litter first, then sort litter into categories. Tally and record the number of pieces in each group.
- Take AFTER Photos.** Arrange sorted piles of litter. Take at least two photos of all sorted litter, + an extra fun photo to share on social media.
- Note the Brands & Colors.** Examples: "Bottles: Arizona, Coke; Straws: Starbucks. McDonalds." **TAKE SELFIES!!**





3

AFTER the Cleanup & Data Collection



1. Dispose of all litter properly and recycle what you can.
2. Upload your data and photos to Cafeteria Culture [here](#) →
 - ◆ a) Take a picture of your completed datasheet.
 - ◆ b) Input your data +photos to the [Data Entry Google Form](#):

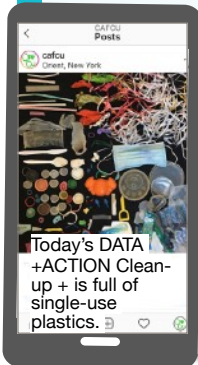
<https://forms.gle/4KVu51qajqoddLDo8>

Upload the photo of your datasheet too!

We will collect and share street litter data. With your help, we can contribute to a nationwide pool of data. Beach litter data will be shared with the Surfrider Foundation.

3. Post photos on social media! Tag policymakers.

- Instagram [@CafCu](#)
- Tweet [@CafeteriaCu](#)
- use hashtag [#plasticlitter](#)



LITTER DATA from today's [#plasticlitter](#) cleanup at Ave. A and 6th [#LES NYC](#).

- 26 plastic straws
- 22 plastic bottles
- 13 disposable gloves + 5 masks
- 11 plastic bags
- 14 plastic cups

Bring "request a straw bill" to floor for a vote!



Too much work?

Try this!

EASY VERSION

Data-PHOTOS only

1. Take before and after photos.
2. When finished with the cleanup, lay out all items collected in rows and take a "birds-eye" photo like this:



TIPS FOR DATA PHOTOS:

- Get down close to level of the litter
- Litter should fill the photo frame to the edge
- Show some of the background so we know where photo was taken.

● BE SAFE ● HAVE FUN ● MEET NEIGHBORS

→ **Safety Guide:** <http://www.cafeteriaculture.org/safety-guide-litter-data-collection.html>

Clean-ups are a perfect opportunity to meet others, to talk about the local & global plastic pollution crisis and share actions to take!

[Learn more about the plastic pollution here ->](#)

TEACHERS: DATA+ACTION Cleanups are a great way to combine science and social studies, get students outside, and introduce other CafCu zero waste lessons! [Free Remote Learning resources ->](#)

★★★**ALL PPE LITTER** (PERSONAL PROTECTIVE EQUIPMENT) HANDLE WITH GREAT CAUTION! USE GLOVES OR GRABBERS.

— **OPTION A:** DISCARD CAREFULLY IN TRASH RECEPTACLE.

— **OPTION B:** DO NOT HANDLE THESE ITEMS AND PHOTOGRAPH IN PLACE!

